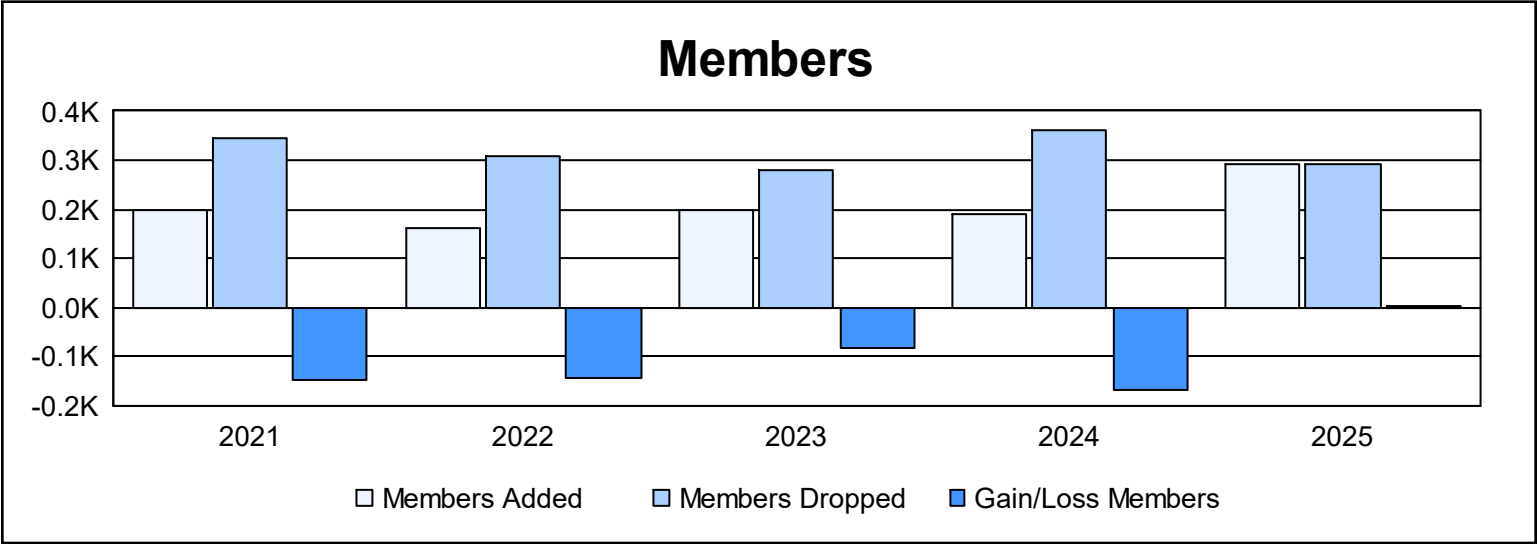
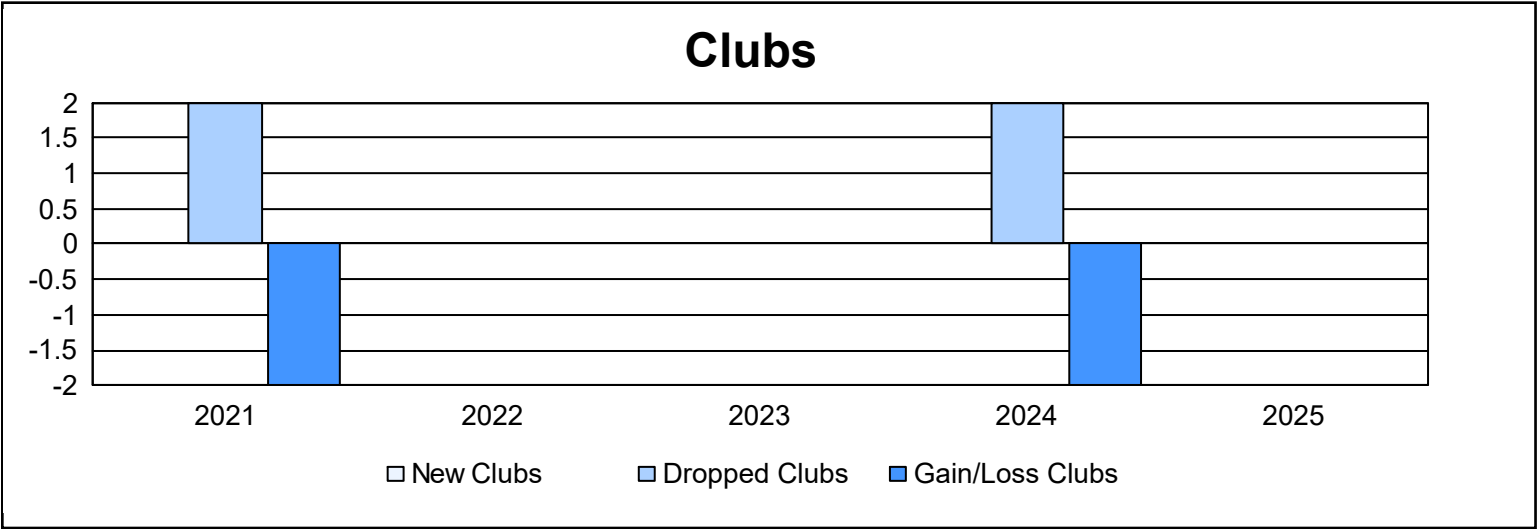
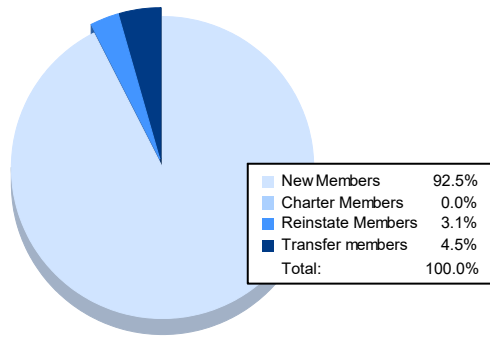


| Year | New Clubs | Dropped Clubs | Gain/ Loss Clubs | New Members | Charter Members | Reinstate Members | Transfer Members | Total Member Added | Total Members Dropped | Gain/ Loss Members |
|-----------|-----------|---------------|------------------|-------------|-----------------|-------------------|------------------|--------------------|-----------------------|--------------------|
| 2020-2021 | 0 | 2 | -2 | 184 | 2 | 5 | 7 | 198 | 344 | -146 |
| 2021-2022 | 0 | 0 | 0 | 147 | 1 | 12 | 3 | 163 | 308 | -145 |
| 2022-2023 | 0 | 0 | 0 | 189 | 1 | 8 | 1 | 199 | 281 | -82 |
| 2023-2024 | 0 | 2 | -2 | 186 | 0 | 3 | 2 | 191 | 360 | -169 |
| 2024-2025 | | | | 270 | 0 | 9 | 13 | 292 | 291 | 1 |
| Average | 0 | 1 | -1 | 195 | 1 | 7 | 5 | 209 | 317 | -108 |



Membership Composition June 2025 Cumulative



Gender Composition June 2025 Cumulative

